






Pedalboards - Pedaliere

Dimensions and Weight - Dimensioni e Pesì

MODEL	DESCRIPTION	STANDARD (W x D x H) - (L x P x H) Weight Lbs./Kg.	U-VERSION (W x D x H) - (L x P x H) Weight Lbs./Kg.	AVAILABLE FINISHING AND COLOURS FINITURE E COLORI DISPONIBILI
32 Notes Rad. Concave AGO 32 Note rad. concava AGO		N/A	UNICO 800, UNICO 700, UNICO 600, UNICO 500, UNICO 400, UNICO 300, UNICO CLV8, UNICO CLV7, UNICO CLV6, UNICO CL6, SONUS 70, SONUS 50 Dimensions: (W x D x H) 1357 mm x 973 x 185 mm (max H = 197) Weight: Wood:Lbs./Kg. 81.35/36.9	Wood/legno: Dark/Scuro: 9P6133223W1 Light/Chiaro: 9P6133223W2 Medium/Medio: 9P6133223WM
32 Notes Radiating Concave 32 Note radiale concava		UNICO P35, SONUS 60, CHORALE 8, OUVERTURE, VIVACE 90, VIVACE 60, VIVACE 90 DLX, VIVACE 60 DLX Dimensions: (W x D x H) 1295 mm x 1003,4 x 168 mm Weight: Wood:Lbs./Kg. 73.19/33.2 Lamin.:Lbs./Kg. 80.91/36.7	UNICO 800, UNICO 700, UNICO 600, UNICO 500, UNICO 400, UNICO 300, UNICO CLV8, UNICO CLV7, UNICO CLV6, UNICO CL6, SONUS 70, SONUS 50 Dimensions: (W x D x H) 1357 mm x 1000 x 172 mm Weight: Wood:Lbs./Kg. 73.19/33.2 Lamin.:Lbs./Kg. 80.91/36.7	Wood/legno: Dark/Scuro: 9P6133221W1 (*) Light/Chiaro: 9P6133221W2 (*) Medium/Medio:9P6133221WM(*) Simulated wood/Nobilitato: Dark/Scuro: 9P6133221M1 (*) FOR/PER U-VERSION: Add "UN" at the end of the code Aggiungere "UN" in fondo al codice
32 Notes Straight Concave 32 Note diritta concava		UNICO P35, SONUS 60, CHORALE 8, OUVERTURE, VIVACE 90, VIVACE 60, VIVACE 90 DLX, VIVACE 60 DLX Dimensions: (W x D x H) 1295 mm x 1003,4 x 168 mm Weight: Wood:Lbs./Kg. 78.26/35.5	UNICO 800, UNICO 700, UNICO 600, UNICO 500, UNICO 400, UNICO 300, UNICO CLV8, UNICO CLV7, UNICO CLV6, UNICO CL6, SONUS 70, SONUS 50 Dimensions: (W x D x H) 1357 mm x 1001 x 172 mm Weight: Wood:Lbs./Kg. 78.26/35.5	Wood/legno: Dark/Scuro: 9P6133231W1 (*) Light/Chiaro: 9P6133231W2 (*) Medium/Medio:9P6133231WM(*) Simulated wood/Nobilitato: Dark/Scuro: 9P6133231M1 (*) FOR/PER U-VERSION: Add "UN" at the end of the code Aggiungere "UN" in fondo al codice
32 Notes Straight 32 Note diritta		UNICO P35, SONUS 60, CHORALE 8, OUVERTURE, VIVACE 90, VIVACE 60, VIVACE 90 DLX, VIVACE 60 DLX Dimensions: (W x D x H) 1295 mm x 1002,5 x 168 mm Weight: Wood:Lbs./Kg. 78.93/35.8	UNICO 800, UNICO 700, UNICO 600, UNICO 500, UNICO 400, UNICO 300, UNICO CLV8, UNICO CLV7, UNICO CLV6, UNICO CL6, SONUS 70, SONUS 50 Dimensions: (W x D x H) 1291 mm x 1002,5 x 185 mm Weight: Wood:Lbs./Kg. 78.93/35.8	Wood/legno: Dark/Scuro: 9P6133211W1 (*) Light/Chiaro: 9P6133211W2 (*) Medium/Medio:9P6133211WM(*) Simulated wood/Nobilitato: Dark/Scuro: 9P6133211M1 (*) FOR/PER U-VERSION: Add "UN" at the end of the code Aggiungere "UN" in fondo al codice
30 Notes Radiating Concave 30 Note radiale concava		UNICO CLV4, UNICO CLV2, UNICO CL4, UNICO CL2, SONUS 45, SONUS 40, CHORALE 3, CHORALE 2, CHORALE P31, OUVERTURE, VIVACE 40, VIVACE 50 DLX, VIVACE 40 DLX Dimensions: (W x D x H) 1175 mm x 1003,4 x 168 mm Weight: Wood:Lbs./Kg. 74.3/33.7	N/A	Wood/legno: Dark/Scuro: 9P6133021W1 Light/Chiaro: 9P6133021W2 Medium/Medio:9P6133021WM
30 Notes Straight Concave 30 Note diritta concava		UNICO CLV4, UNICO CLV2, UNICO CL4, UNICO CL2, SONUS 45, SONUS 40, CHORALE 3, CHORALE 2, CHORALE P31, OUVERTURE, VIVACE 40, VIVACE 50 DLX, VIVACE 40 DLX Dimensions: (W x D x H) 1175 mm x 860 x 162 mm Weight: Wood:Lbs./Kg. 64.15/29.1 Lamin.:Lbs./Kg. 72.97/33.1	N/A	Wood/legno: Dark/Scuro: 9P6133031W1 Light/Chiaro: 9P6133031W2 Medium/Medio:9P6133031WM Simulated wood/Nobilitato: Dark/Scuro: 9P6133031M1 Light/Chiaro: 9P6133031M2
30 Notes Straight 30 Note diritta		UNICO CLV4, UNICO CLV2, UNICO CL4, UNICO CL2, SONUS 45, SONUS 40, CHORALE 3, CHORALE 2, CHORALE P31, OUVERTURE, VIVACE 40, VIVACE 50 DLX, VIVACE 40 DLX Dimensions: (W x D x H) 1175 mm x 860 x 162 mm Weight: Wood:Lbs./Kg. 64.15/29.1 Lamin.:Lbs./Kg. 72.97/33.1	N/A	Wood/legno: Dark/Scuro: 9P6133011W1 Light/Chiaro: 9P6133011W2 Medium/Medio:9P6133011WM Simulated wood/Nobilitato: Dark/Scuro: 9P6133011M1 Light/Chiaro: 9P6133011M2

MODEL	DESCRIPTION	STANDARD (W x D x H) - (L x P x H) Weight Lbs./Kg.	U-VERSION (W x D x H) - (L x P x H) Weight Lbs./Kg.	AVAILABLE FINISHING AND COLOURS FINITURE E COLORI DISPONIBILI
27 Notes Straight Radiating 27 Note diritta radiale		Vivace 30/30DLX Dimensions: (W x D x H) 1055 mm x 768 x 133 mm Weight: Wood:Lbs./Kg. 64.15/29.1 Lamin.:Lbs./Kg 64.37/29.2 Metal Frame	N/A	Wood/legno: Dark/Scuro: 9P6122722W1 Light/Chiaro: 9P6122722W2
27 Notes Straight 27 Note diritta		Vivace 30/30DLX Dimensions: (W x D x H) 1055 mm x 702 x 133 mm Weight: Wood:Lbs./Kg. 58.2/26.4 Lamin.:Lbs./Kg 58.4/26.5 Metal Frame	N/A	Wood/legno: Dark/Scuro: 9P6122715W1 Light/Chiaro: 9P6122715W2
MIDI				
32 Notes Rad. Concave AGO 32 Note rad. concava AGO		To be used stand alone / Da usare separatamente Dimensions: (W x D x H) 1357 mm x 973 x 185 mm (max H = +245 with pedals) Weight: Wood:Lbs./Kg. 92.37/41.9		Wood/legno: Dark/Scuro: 9P6133223W1MD
32 Notes Straight Concave 32 Note diritta concava		To be used stand alone / Da usare separatamente Dimensions: (W x D x H) 1295 mm x 1001 x 172 mm (max H = +245 with pedals) Weight: Wood:Lbs./Kg. 95.68/43.4		Wood/legno: Dark/Scuro: 9P6133231W1MD
32 Notes Straight 32 Note diritta		To be used stand alone / Da usare separatamente Dimensions: (W x D x H) 1295 mm x 1002,5 x 185 mm (max H = +245 with pedals) Weight: Wood:Lbs./Kg. 89.95/40.8		Wood/legno: Dark/Scuro: 9P6133211W1MD
30 Notes Radiating Con- cave 30 Note radiale concava		To be used stand alone / Da usare separatamente Dimensions: (W x D x H) 1175 mm x 1003,4 x 168 mm (max H = +245 with pedals) Weight: Wood:Lbs./Kg. 84/38.1		Wood/legno: Dark/Scuro: 9P6133021W1MD
30 Notes Straight Concave 30 Note diritta concava		To be used stand alone / Da usare separatamente Dimensions: (W x D x H) 1175 mm x 859 x 168 mm (max H = +245 with pedals) Weight: Wood:Lbs./Kg. 73.85/33.5		Wood/legno: Dark/Scuro: 9P6133031W1MD Light/Chiaro: 9P6133031W2MD
30 Notes Straight 30 Note diritta		To be used stand alone / Da usare separatamente Dimensions: (W x D x H) 1175 mm x 859 x 168 mm (max H = +245 with pedals) Weight: Wood:Lbs./Kg. 73.85/33.5		Wood/legno: Dark/Scuro: 9P6133011W1MD Light/Chiaro: 9P6133011W2MD
27 Notes Straight Radiating 27 Note diritta radiale		To be used stand alone / Da usare separatamente Dimensions: (W x D x H) 1060 mm x 856 x 145 mm (max H = +245 with pedals) Weight: Wood:Lbs./Kg. 74.96/34 Metal Frame		Wood/legno: Dark/Scuro: 9P6122722W1MD